



District Report Card: 2017


State: Chhattisgarh	District: Rajnandgaon
Class: 8	Subject: Language
Schools: 51	Students: 1313


Participation/Coverage


Students

<div>GENDER</div> <div></div>	Boys				Girls			
	Number		%		Number		%	
	596		45.39		717		54.61	

<div>AREA</div> <div></div>	Rural				Urban			
	Number		%		Number		%	
	1206		91.85		107		8.15	

<div>CATEGORY</div> <div></div>	SC		ST		OBC		GEN	
	Number	%	Number	%	Number	%	Number	%
	97	7.39	440	33.51	761	57.96	15	1.14

<div>CWSN</div> <div></div>	LD	VI	HI	S&LD	ID	Oth
	2	0	1	1	4	0

<div>Management</div> <div></div>	Government			Government-aided		
	Number		%	Number		%
	1313		100.00	0		0.00

Average Performance of Students in Language (%)

Overall	Gender		Area		Management		Social Group			
	Male	Female	Rural	Urban	Govt.	Aided	SC	ST	OBC	GEN
54.98	54.23	55.61	54.89	56.01	54.98	0.00	55.74	48.82	58.27	64.44

Performance on Learning Outcomes (LOs)

Learning Outcomes	Description	Average Performance(%)
L813	Read textual/non-textual materials with comprehension and identifies the details, characters, main idea and sequence of ideas and events while reading	54.98

Range of Performance of Students who Answered Correctly							
Below 30%		30% - 50%		50% - 75%		Above 75%	
Number	%	Number	%	Number	%	Number	%
198	15.08	342	26.05	515	39.22	258	19.65

Lowest Performing Learning Outcomes (LOs)

1 - Read textual/non-textual materials with comprehension and identifies the details, characters, main idea and sequence of ideas and events while reading (54.98)